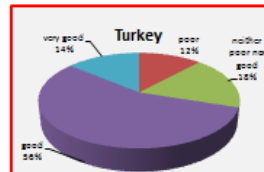
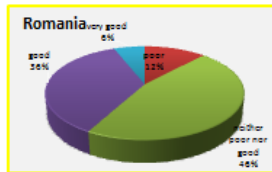
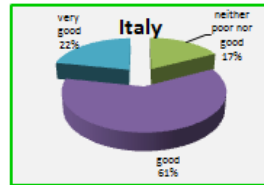
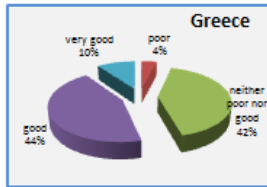


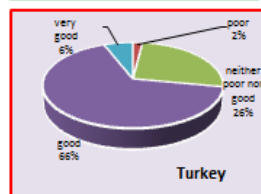
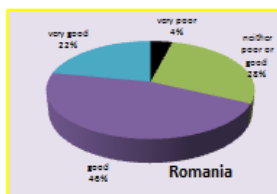
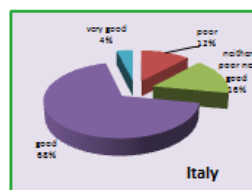
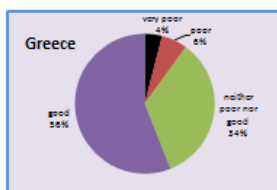
# HEARTS 2012 - Quality of life

## 1-General Quality of life - Elderly



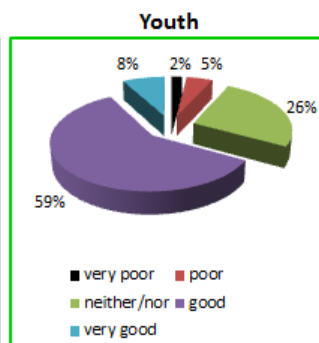
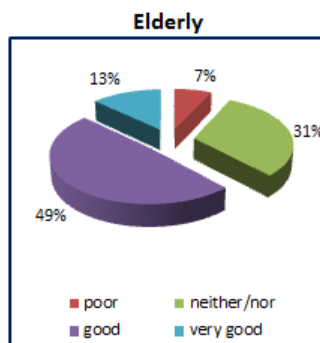
The best perceived QoL (good + very good) in aged people? Ferrara, 83%  
The worst? Suceava, 42%

## 1-General Quality of Life - Youth



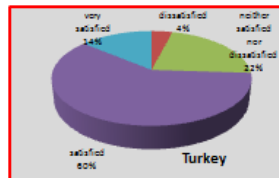
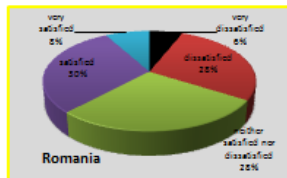
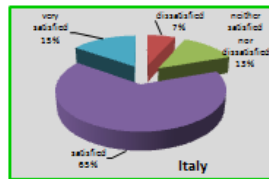
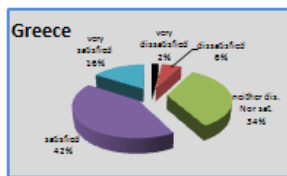
The best perceive QoL (good + very good) in young people? Bolu and Ferrara, 72%. The worst? Tripolis, 56%

## 1 - General quality of life – Total sample



The perceived general QoL of young people is slightly better than aged people

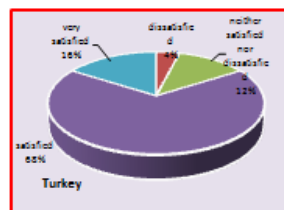
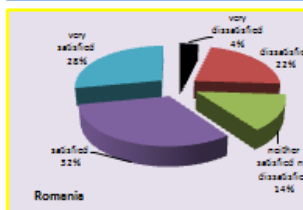
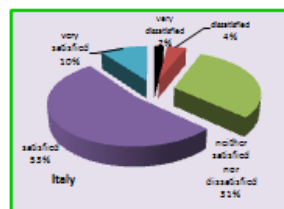
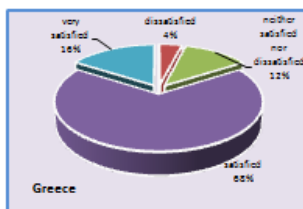
## 2- Health satisfaction *Elderly*



The best health satisfaction (satisfied + very satisfied) in aged people? Ferrara, 80%

The worst? Suceava, 38%

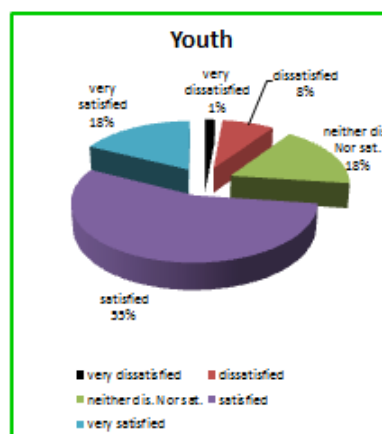
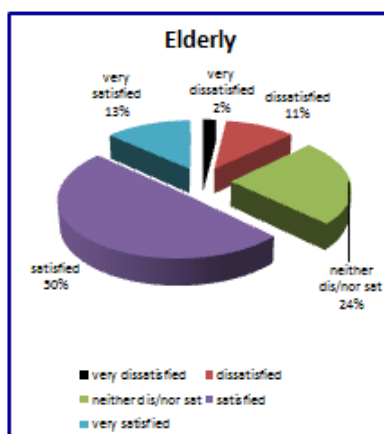
## 2- Health satisfaction *Youth*



The best health satisfaction (satisfied + very satisfied) in young people? Tripolis, 84% and Bolu 83%

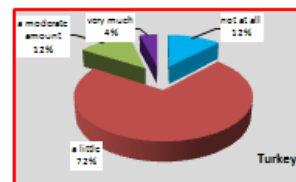
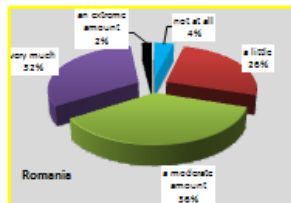
The worst? Suceava, 60%

## 2- Health satisfaction *Total sample*



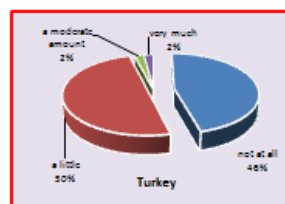
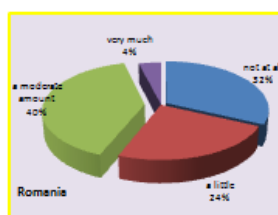
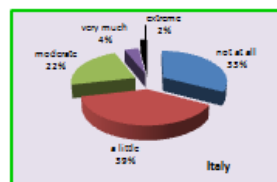
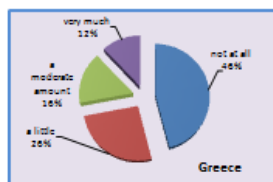
Young people are more satisfied than aged people (73% versus 63%)

### 3 - Physical pain **Elderly**



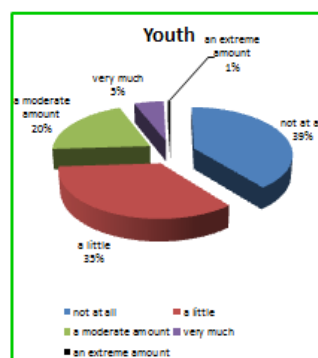
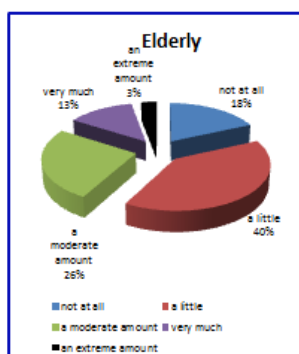
Elderly: the lowest level of pain (not at all + a little) : Bolu 84%, followed by Ferrara, 83 %.

### 3 - Physical pain **Youth**



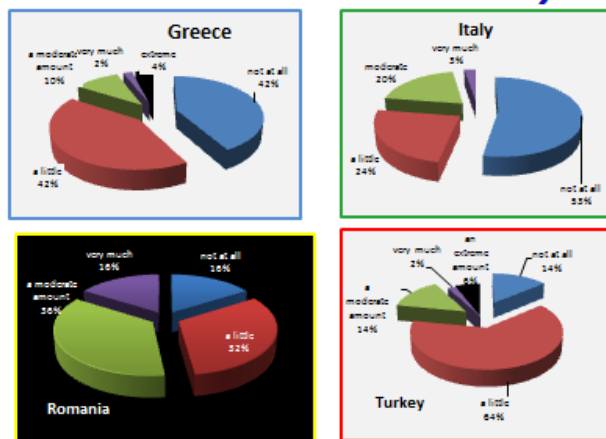
In young people , the best situation is in Bolu, with 96% of absence or low pain. The worst is in Suceava: only 56% of absent/low pain

### 3- Physical pain **Total sample**



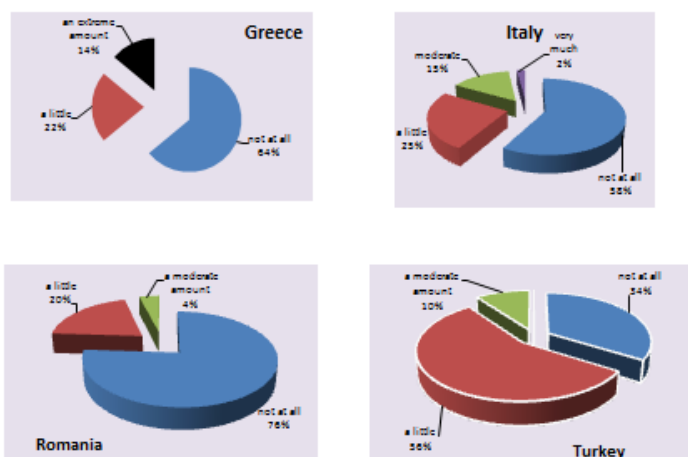
Young people are more painless than old people (74% versus 58%)

## 4 – Medical treatment **Elderly**



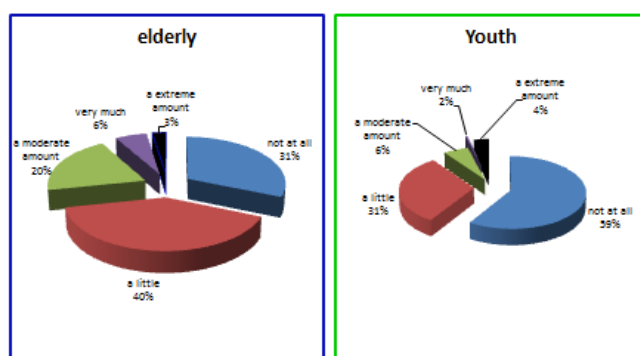
The best condition is in Tripolis, were 85 % of aged people need “not at all” or “a little” of medical treatment; in Suceava, they are only 48%

## 4 – Medical treatment **Youth**



In Suceava, 96 % of young people need “not at all” or “ a little” of medical treatment; in Ferrara only 83%

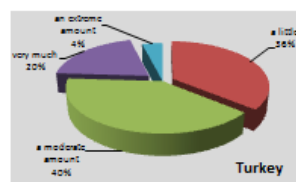
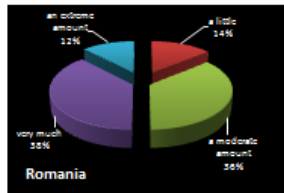
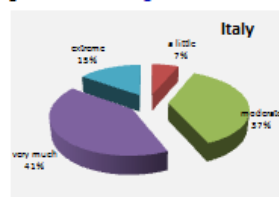
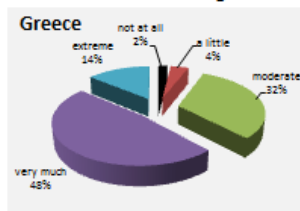
## 4- Medical Treatment **Total Sample**



90 % of youth and 71 % of elderly are medical treatment-free, or use it only “a little”.

6% of youth and 9% of elderly are strongly medical treatment-dependent.

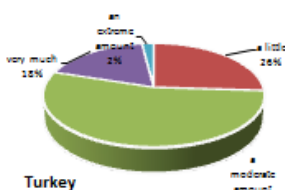
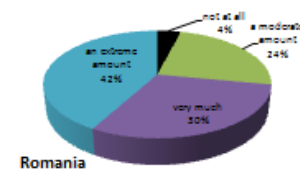
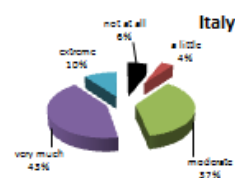
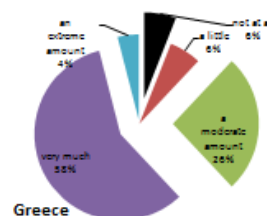
## 5- Life Enjoy Elderly



Enjoy the life very much/extremely 66% of Ferrara's elderly, 62% of Tripolis'elderly, 50% of Suceava's elderly, 24% of Bolu's elderly.

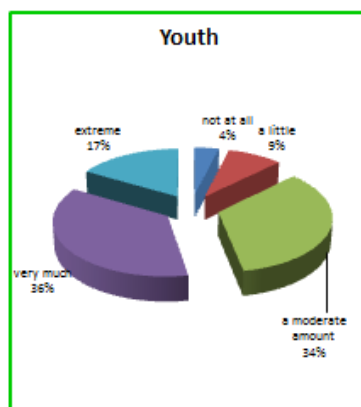
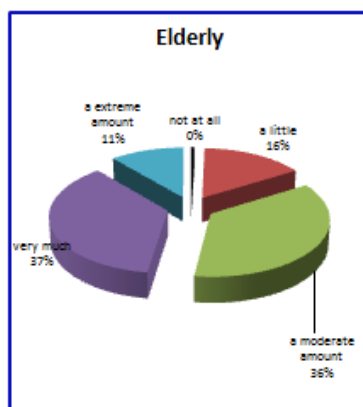
"not at all" + "a little": 6% Tripolis, 7% Ferrara, 14% Suceava, 36% Bolu.

## 5- Life enjoy Youth



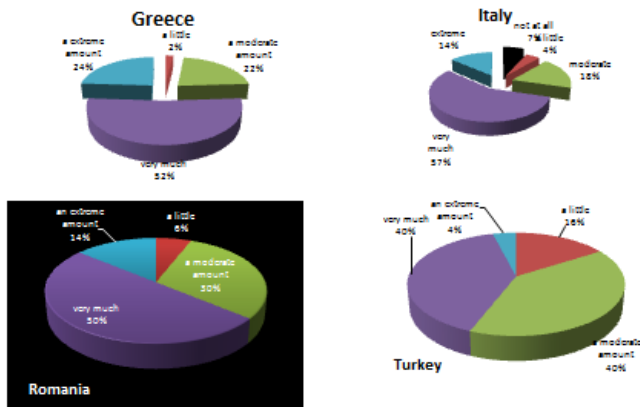
The most enjoying youth life? Suceava, 72%, followed by Tripolis 62%. The less enjoying? Bolu, 20%

## 5 – Life enjoy - Total sample



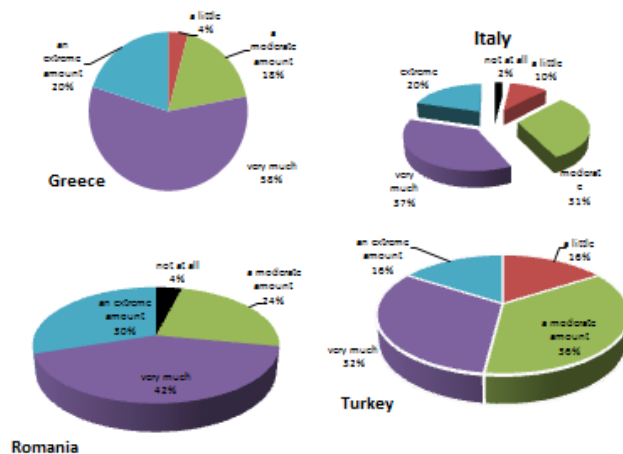
53% of young people and 48 % of elderly enjoy the life very much or extremely; 16% of elderly and 13% of young people don't enjoy the life (not at all/a little)

## 6 – Life meaningful *Elderly*



Life is meaningful (mostly or completely) for 76% of aged people in Tripolis, 71% in Ferrara, 64 % in Suceava, 44% in Bolu.

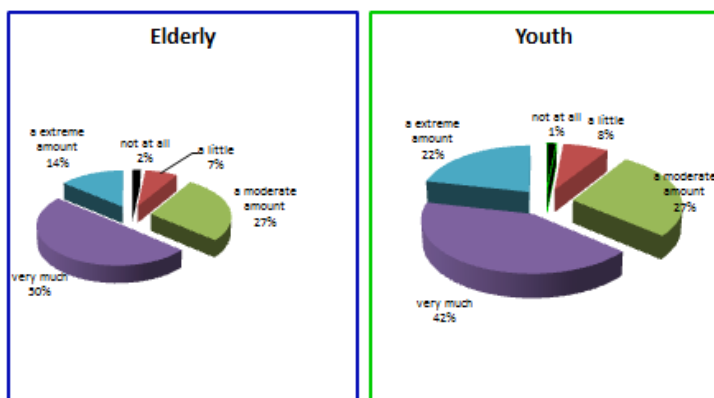
## 6 – Life meaningful *Youth*



Life is meaningful (mostly or completely) for 78% of young people in Tripolis, 72 % in Suceava, 57% in Ferrara, 48% in Bolu.

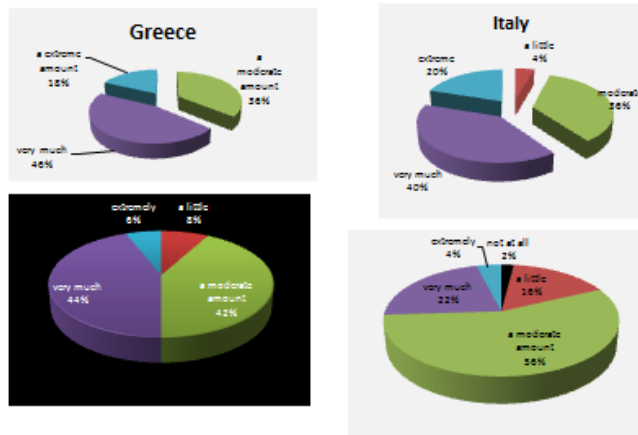
There is a lack of meaning for 22% of young people in Tripolis, 16% in Bolu, 12% in Ferrara and 4% in Suceava

## 6 – Life meaningful *Total sample*



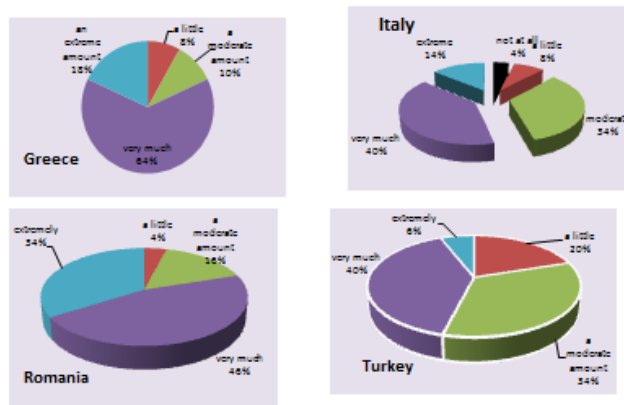
The meaning of life shows the same level , 64% of “very much” + “extremely”, in elderly and youth.

## 7 – Concentration *Elderly*



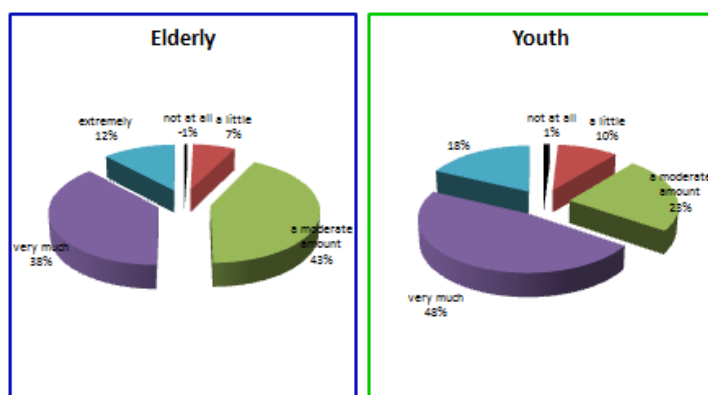
High perceived capacity of concentration (very much + extremely) in 64% of aged people of Tripolis, 60% in Ferrara, 50% in Suceava and only 26 % in Bolu

## 7 – Concentration *Youth*



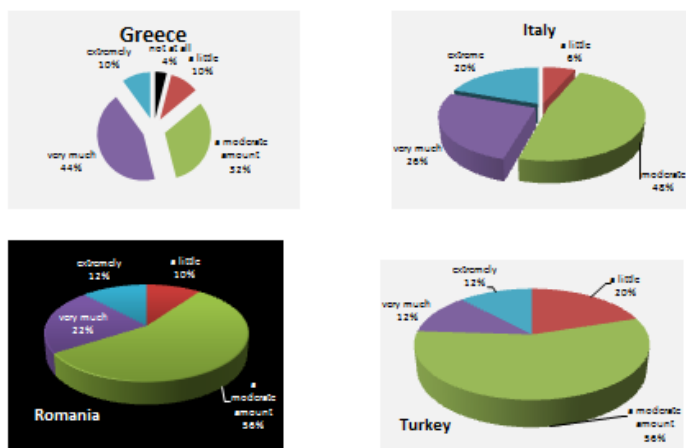
High perceived capacity of concentration in 82% of young people in Tripolis and 80% in Suceava, but only 54% in Ferrara and 46 % in Bolu.

## 7 – Concentration *Total sample*



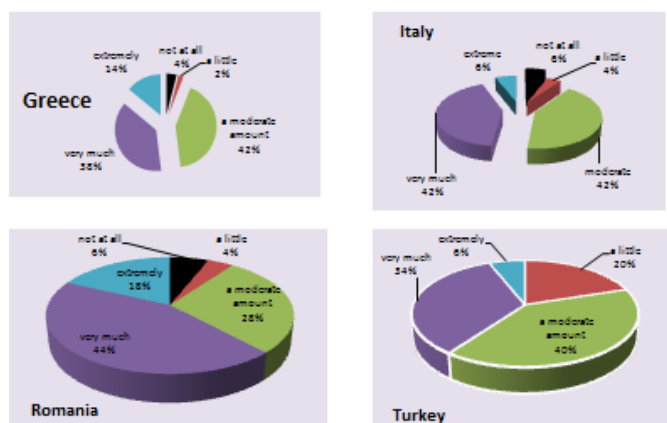
Young people think to have a very good/complete concentration in 64% of cases, aged people think so in 50% of cases.

## 8 – Safety *Elderly*



54 % of elderly in Tripolis feel safe (very much or extremely) in the daily life, 46 % in Ferrara, 32 % in Suceava and 24 % in Bolu. A low level of safety is perceived from 20% of aged people in Bolu, 14 % in Tripolis, 10% in Suceava and 6% in Ferrara.

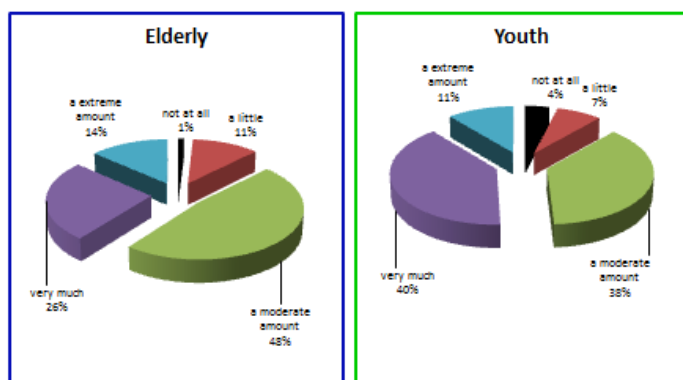
## 8 – Safety *Youth*



62% of young people in Suceava feel safe (very much or extremely), 52 % in Tripolis, 48% in Ferrara, 40% in Bolu.

20% of youth in Bolu perceive a lack of safety, 10% in Ferrara, 6% in Suceava and Tripolis.

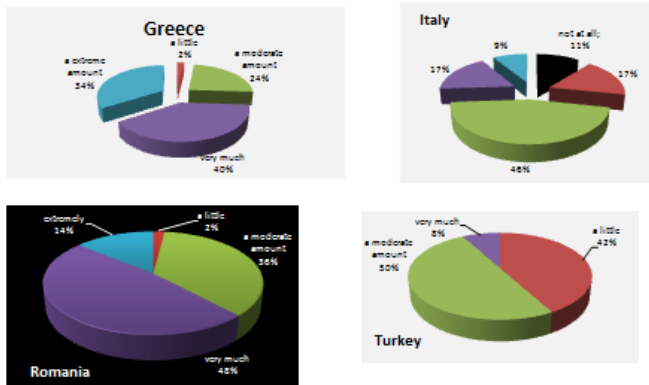
## 8 – Safety *Total sample*



51 % of young people perceive a high level of safety versus a 40% of aged people; 11% in both perceive a low level of safety



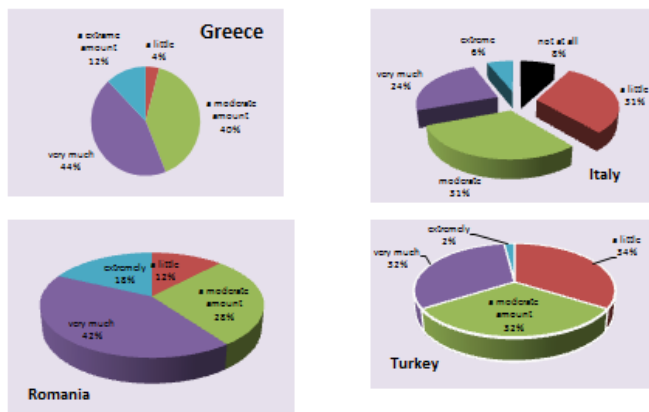
## 9 – Environment *Elderly*



The environment is healthy (very much or completely) for 74% of elderly in Tripolis, 62 % in Suceava, 26 % in Ferrara and 8 % in Bolu.

It is dangerous for the health for 42% in Bolu and 28% in Ferrara

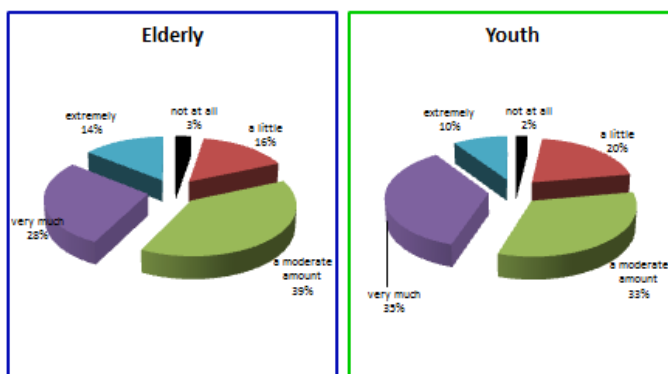
## 9 – Environment *Youth*



Healthy environment (very much/completely) for 60% of young people in Suceava, 56 % in Tripolis, 34 % in Bolu, 30% in Ferrara.

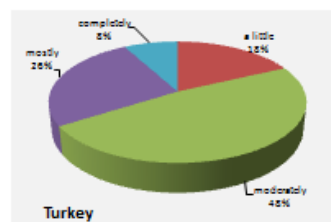
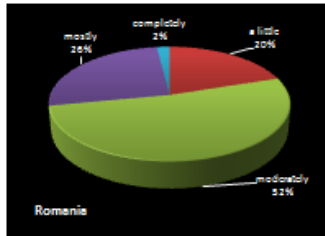
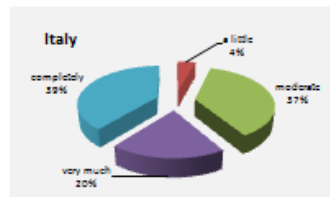
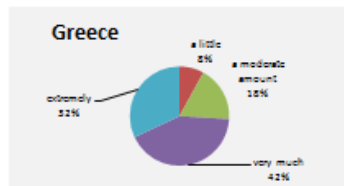
Low level of healthy environment in 39% of young people in Ferrara and 34 % in Bolu.

## 9- Environment *Total sample*



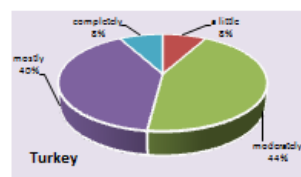
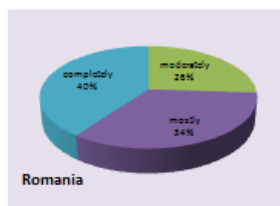
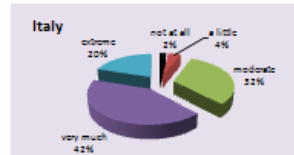
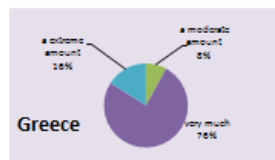
Almost the same distribution of opinion in elderly (42% healthy, 19 % non-healthy) and youth (45% healthy, 22 % non-healthy)

## 10 – Energy *Elderly*



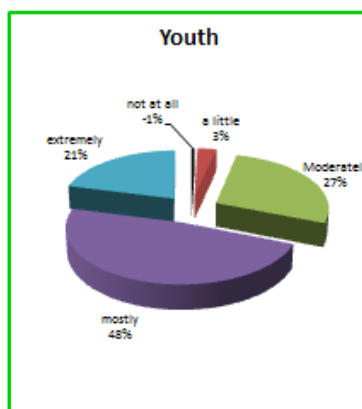
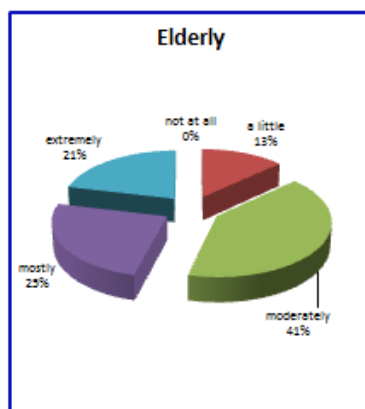
The highest level of perceived energy is 74% in Tripolis, the lowest is 28% in Suceava.

## 10 – Energy *Youth*



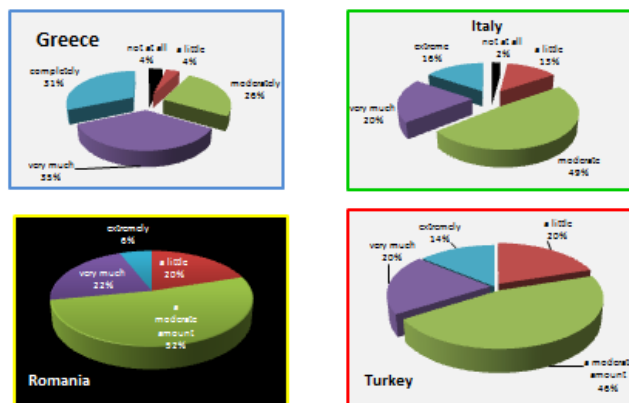
The highest level of perceived energy is 92% in Tripolis, the lowest is 48% in Bolu.

## 10 – Energy *Total Sample*



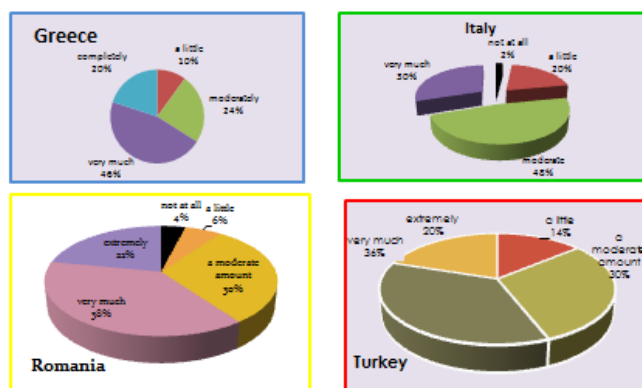
69% of young people think to have a high level of energy for everyday life, versus 46% of aged people

## 11 – Bodily appearance *Elderly*



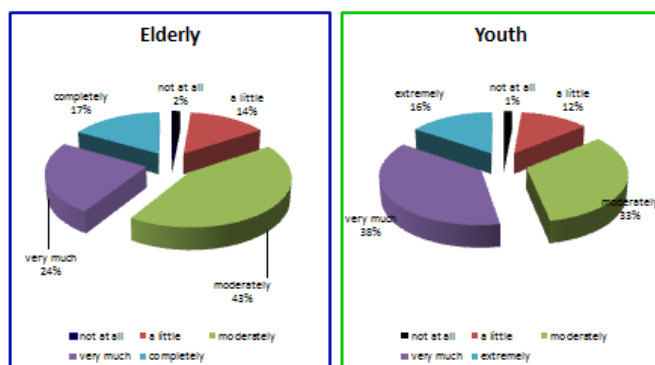
The most satisfied about bodily appearance? Aged people from Tripolis, 66%. Ferrara 36%, Bolu 34 %, Suceava 28%

## 11 – Bodily appearance *Youth*



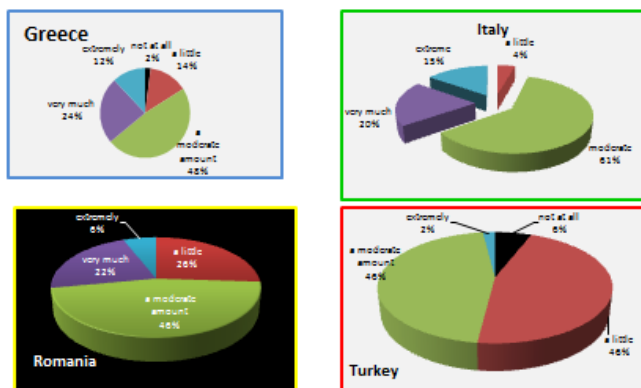
The most satisfied young people are in Tripolis, 66% and Suceava, 60%; the lowest value in Ferrara, only 30%

## 11 – Bodily appearance *Total sample*



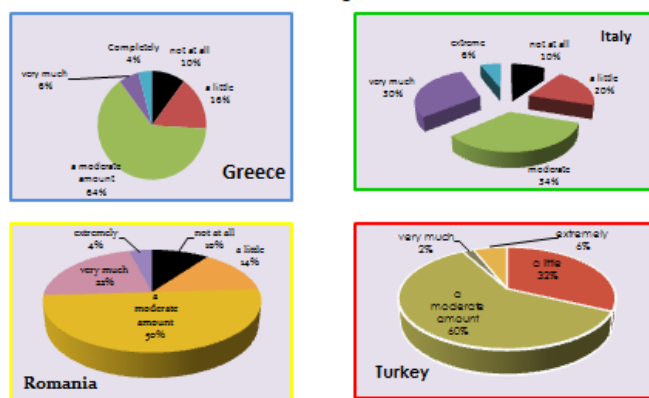
Young people are more satisfied than aged people about their bodily appearance: 54% versus 41%

## 12 – Money Elderly



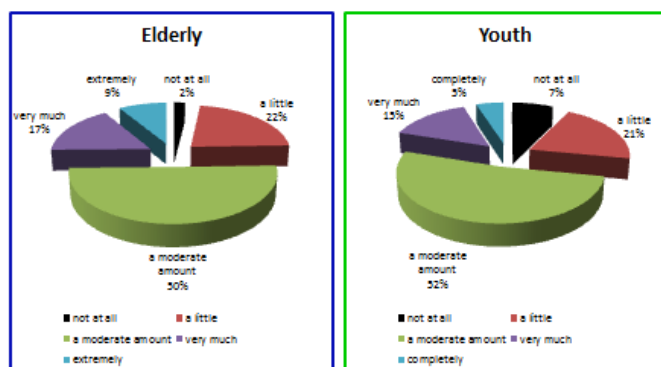
Elderly people are not very satisfied about their wealth: the maximum satisfaction value is in Tripolis, 36%; aged people are very dissatisfied in Bolu: 52% declare “a little” money availability

## 12 – Money Youth



Young people satisfied about money are few: 36% in Ferrara – highest value-, 26% in Suceava, 10% in Tripolis, 8 % in Bolu. A percentage from 24 % to 32% have only a little money availability, or not at all

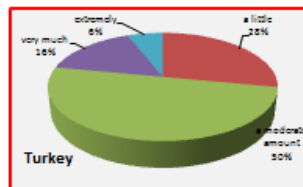
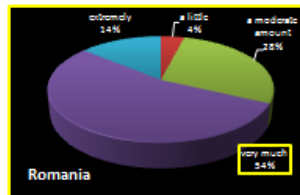
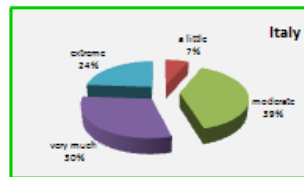
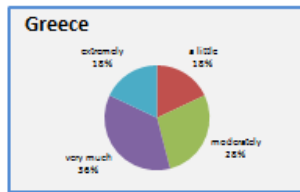
## 12 – Money Total sample



Aged people are more satisfied about money availability: Very much/completely 26% versus 20% of youth , not at all/a little 24% versus 28% of youth.

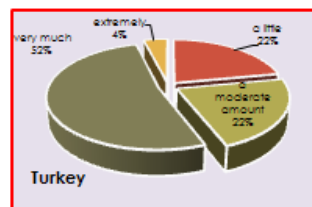
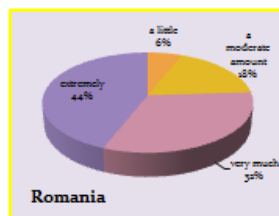
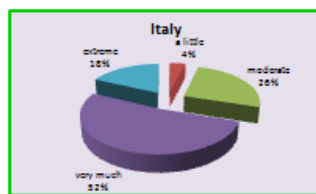
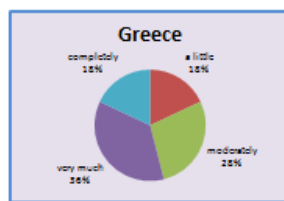
In this item, the level of satisfaction is generally very low.

### 13 – Information Elderly



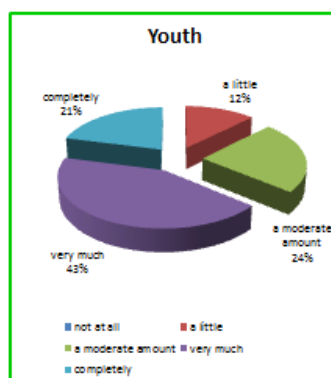
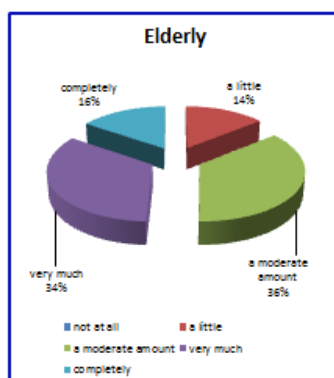
The best level of perceived information in aged people: Suceava, 68%; the worst Bolu, 26%

### 13- Information Youth



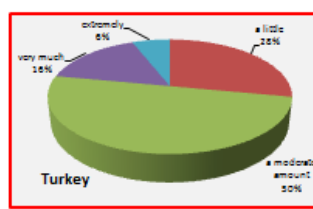
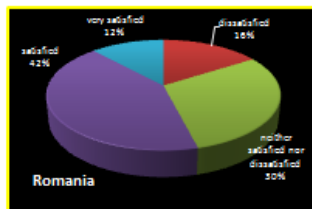
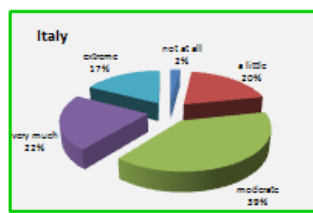
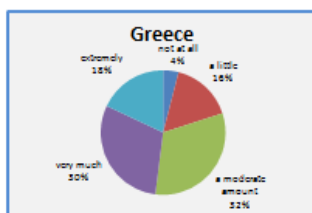
High level of perceived information in all the groups: from 54% of Tripolis to 76% of Suceava

### 13 Information Total sample



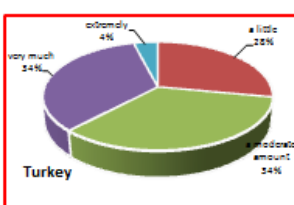
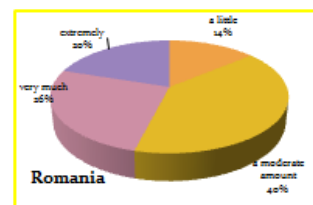
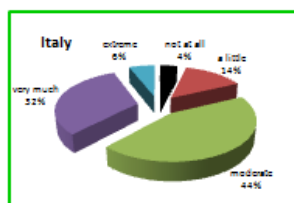
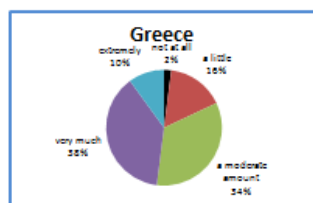
Youth better than elderly: 64% of “very much/extremely” versus 50%

## 14 – Leisure activities *Elderly*



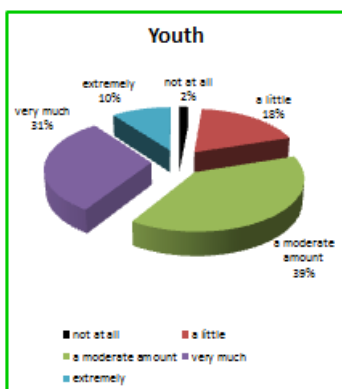
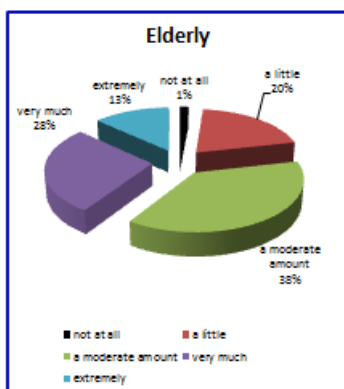
The highest level of satisfaction about leisure opportunities in elderly: in Suceava, 54%; the lowest in Bolu, 22%

## 14 – Leisure activities *Youth*



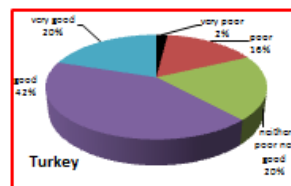
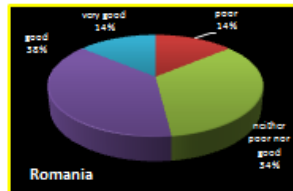
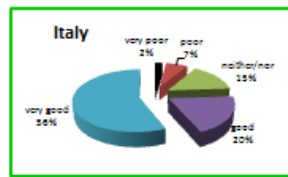
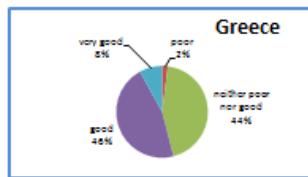
The highest satisfaction about leisure opportunities in young people: Tripolis, 48%; the lowest in Bou, 38%

## 14 – Leisure activities *Total sample*



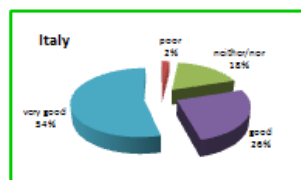
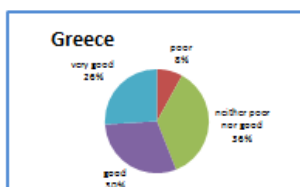
Elderly and youth express the same level of satisfaction: 41% of very much + extremely

## 15 – Getting around *Elderly*

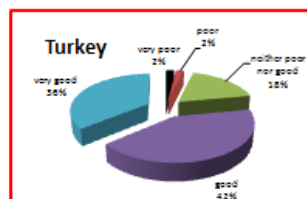
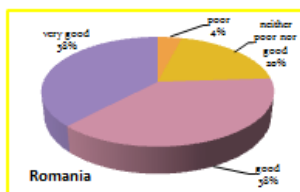


The most satisfied: aged people in Ferrara, 76% very much/extremely; the lowest value in Tripolis, 54%

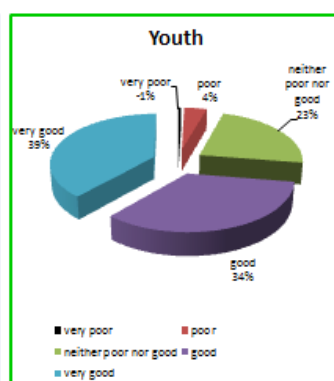
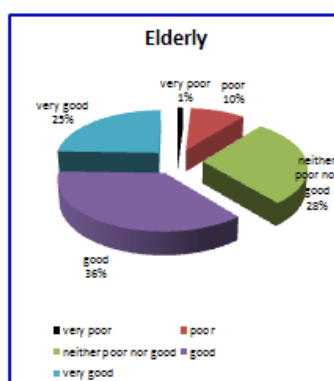
## 15 - Getting around *Youth*



Very much/extremely: 80% of Youth in Ferrara, 78% in Bolu, 70 % in Suceava, 56 % in Tripolis.

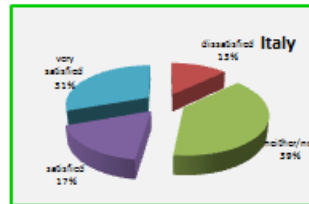
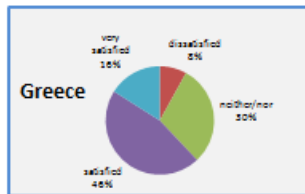


## 15 – Getting around *Total sample*

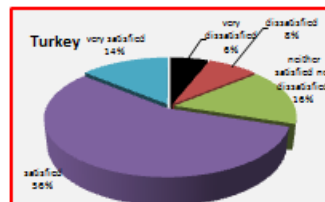
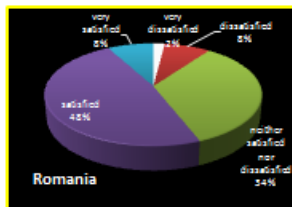


Young people seems to have more possibilities of getting around: 73% of satisfied versus 60 % of elderly

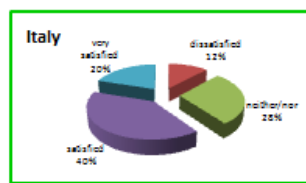
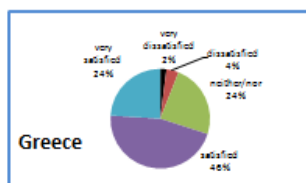
## 16 – Sleeping quality *Elderly*



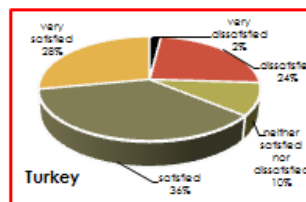
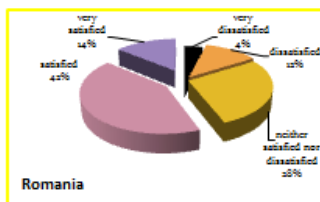
The best quality of sleep, in elderly, in Bolu: 70% satisfied; the worst in Ferrara, only 48% satisfied



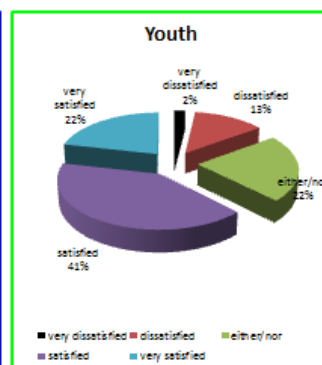
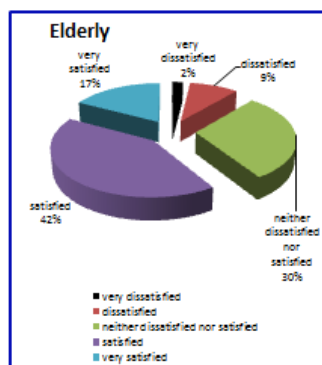
## 16 – Sleeping quality *Youth*



The best quality of sleep in youth n Tripolis: 70% satisfied; the worst in Suceava, 56 % satisfied.



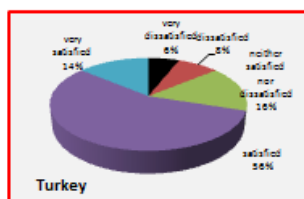
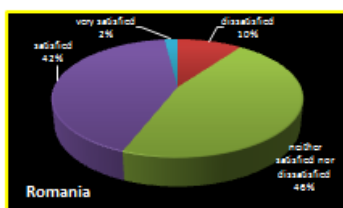
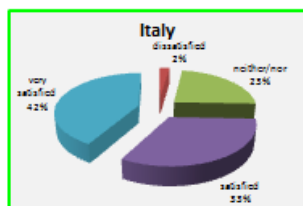
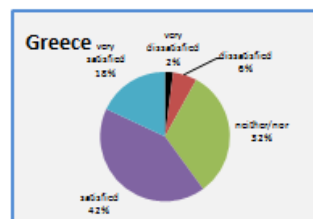
## 16 – Sleeping quality *Total sample*



Satisfied/very satisfied 63% of young people and 59% of aged people; dissatisfied 15% versus 11%

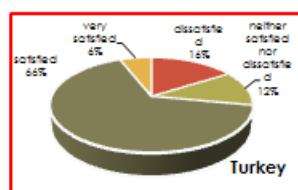
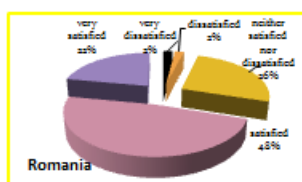
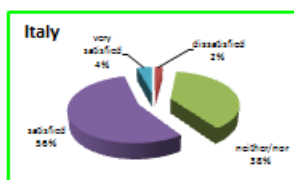
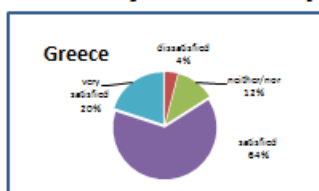


## 17 – Daily activities performing **Elderly**



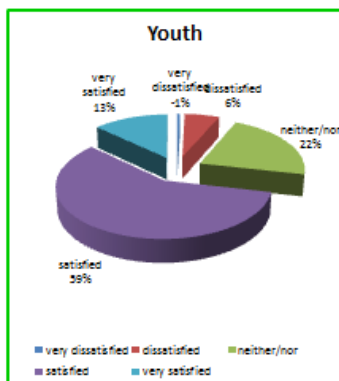
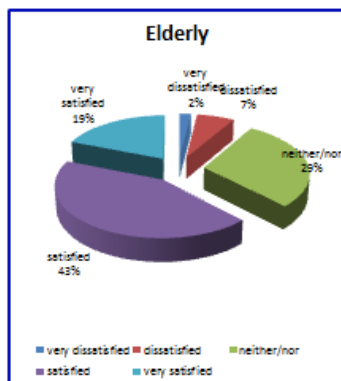
75% of Ferrara elderly is satisfied about the capacity of performing daily activity; 70% in Bolu, 60% in Tripolis, 44% in Suceava

## 17 – Daily activities performing **Youth**



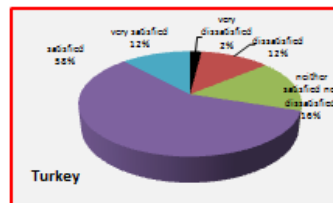
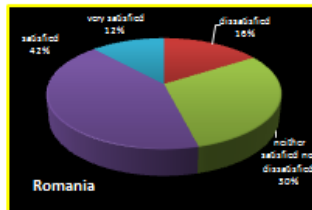
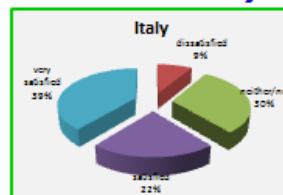
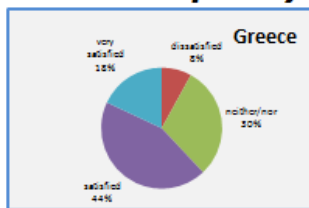
High satisfaction in youth of Tripolis, 84%, Bolu, 72%, Suceava, 70%; lower in Ferrara, 60%

## 17 – Daily activities **Total sample**



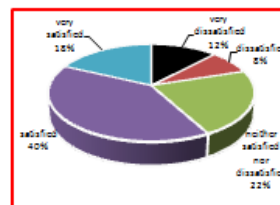
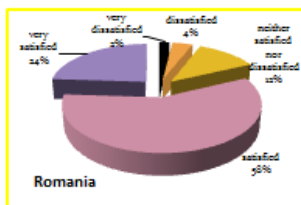
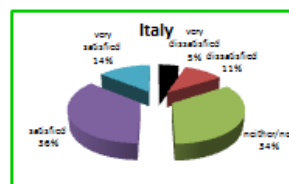
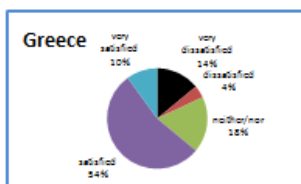
Young people are more satisfied about the daily activities: 72% versus 62%

## 18 – Capacity for work *Elderly*



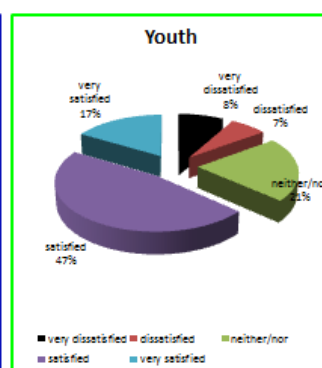
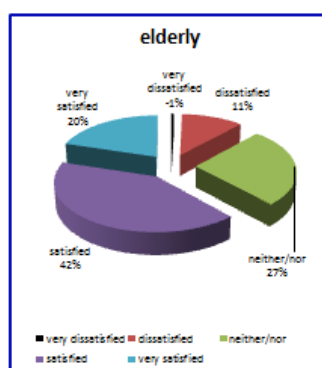
The highest satisfaction in Bolu, 70%, the lowest in Suceava, 54%

## 18 – Capacity for work *Youth*



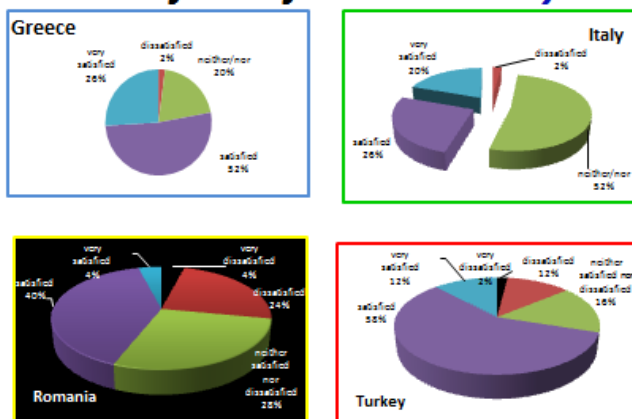
The highest satisfaction in Suceava, 82%, far from the other data: 64% in Tripolis, 50 % in Ferrara, 48 % in Bolu

## 18 Capacity for work *Total sample*



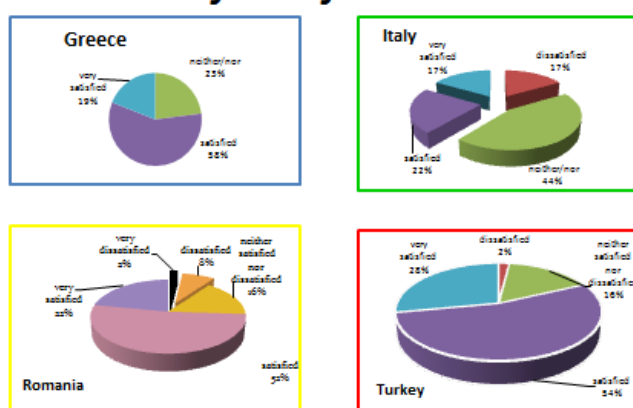
The same level of satisfaction about work capacity in elderly and youth: 62-64 %

## 19 Self-satisfaction Elderly



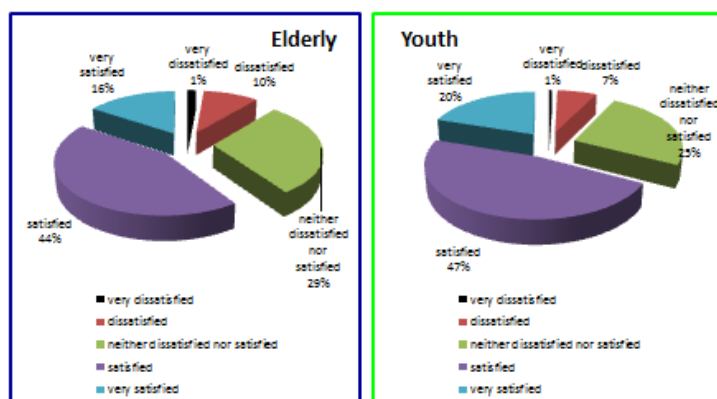
High self-satisfaction for Tripolis elderly, 78%, and Bolu, 70%; medium level in Ferrara, 56%, low level in Suceava, 44%

## 19 – Self-satisfaction Youth



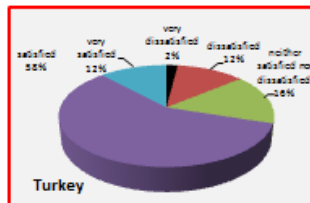
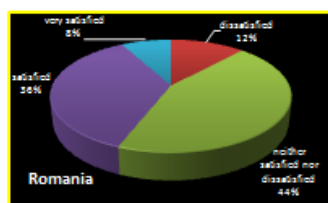
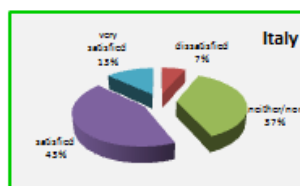
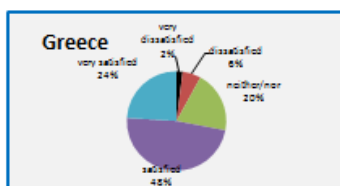
Highly self-satisfied youth of Bolu: 82%, as in Tripolis, 77% and Suceava, 74%, all very different from Ferrara, 39%

## 19 – Self-satisfaction Total sample



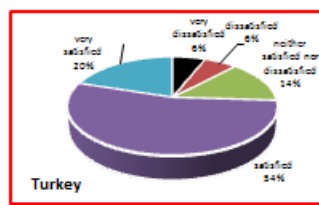
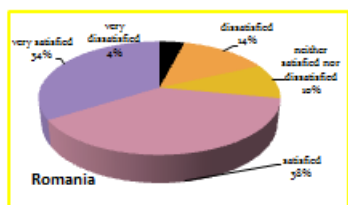
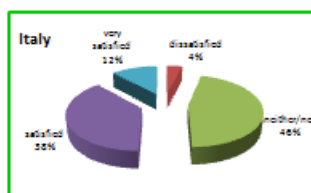
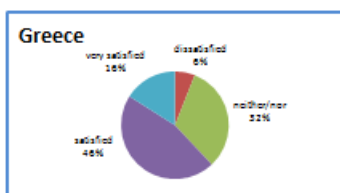
Young people are slightly more self-satisfied than aged people: 67% versus 60%

## 20 - Relationships *Elderly*



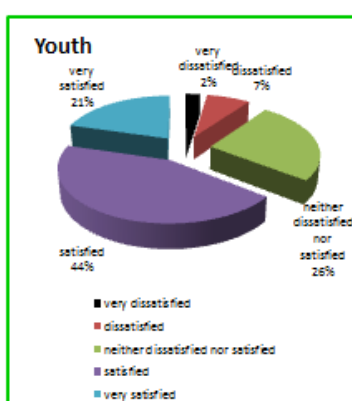
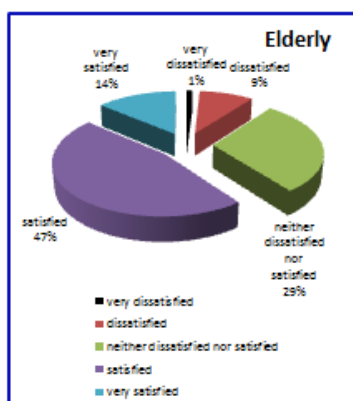
The most satisfied about relationships are Tripolis' aged people, 72% and Bolu's, 70%; lowest level in Suceava, 44%

## 20 – Relationships *Youth*



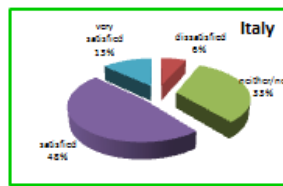
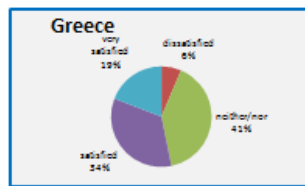
High level of satisfaction about relationships in youth of Bolu, 74% and Suceava, 72%; low level in Ferrara, 50%

## 20 – Relationships *Total sample*

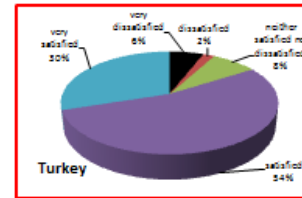
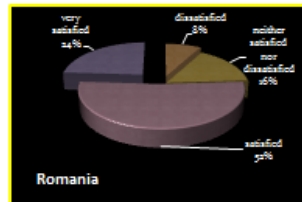


Same level of satisfaction about relationships in Elderly, 63% and Youth, 65%

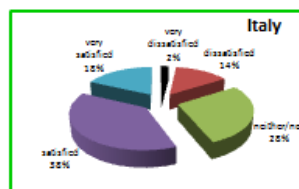
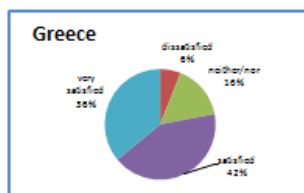
## 21(22) - Support from friend **Elderly**



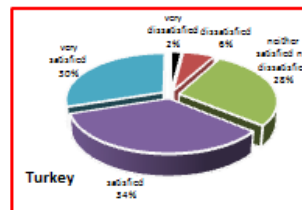
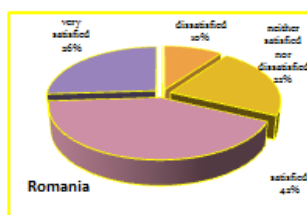
Very high level of satisfaction in Bolu's elderly: 84%; low level in Tripolis, 53%



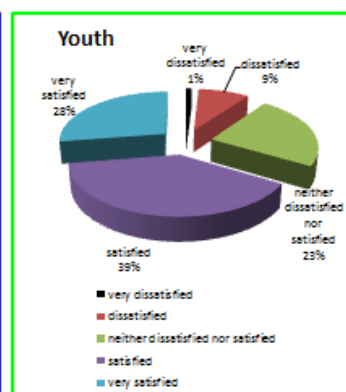
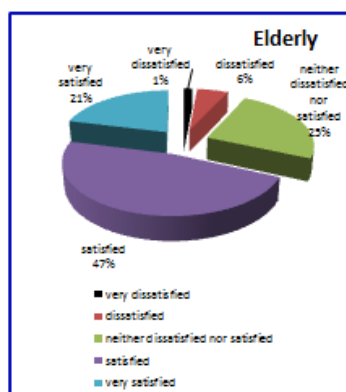
## 21(22) – Support from friends **Youth**



High level of satisfaction about friend's support in Tripolis, 78%; the lowest value in Ferrara, 56%

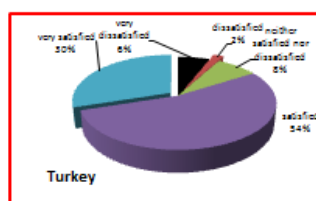
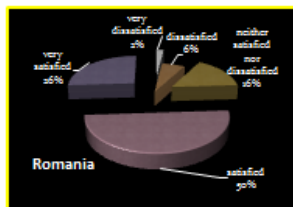
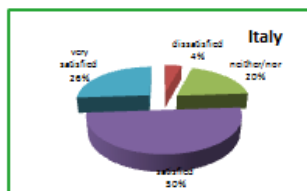
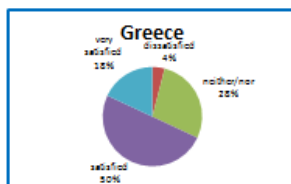


## 21(22) Support from friends **Total sample**



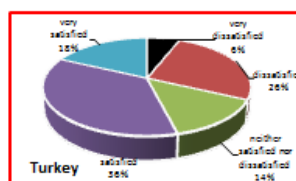
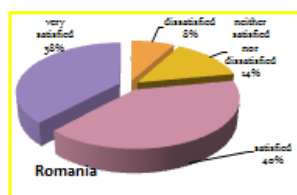
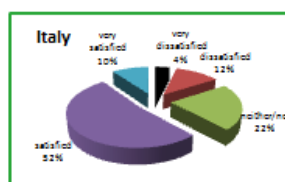
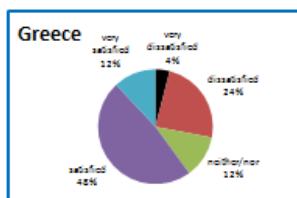
Young people and aged people show the same satisfaction level about support from friends: 67-68%

## 22(23) - Living place *Elderly*



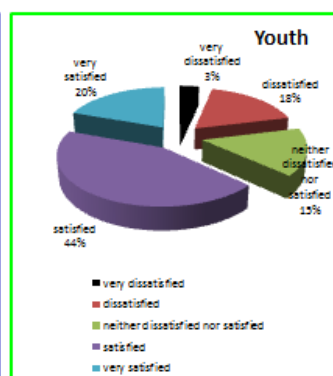
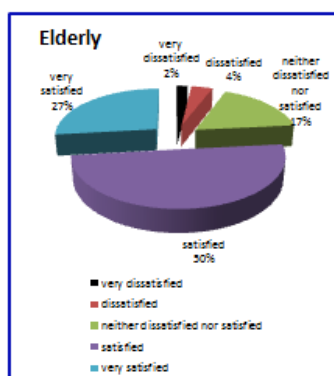
Very high level of satisfaction, in aged people, for the living pace, in all countries: 84% in Bolu, 76% in Suceava and Ferrara, 68 % in Tripolis

## 22(23) Living place *Youth*



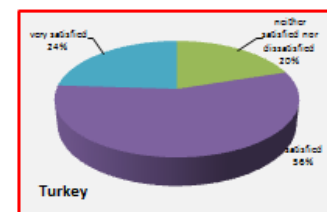
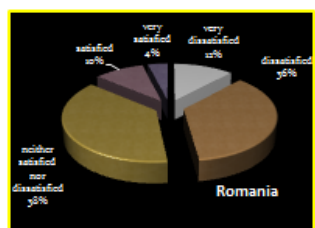
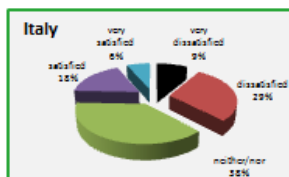
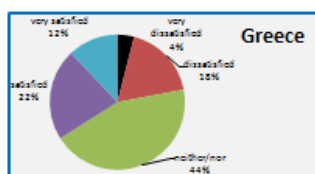
Young people are highly satisfied of their living place in Suceava, 78% and Bolu, 74%, less satisfied in Ferrara, 62% and Tripolis, 60%

## 22(23) Living place *Total sample*



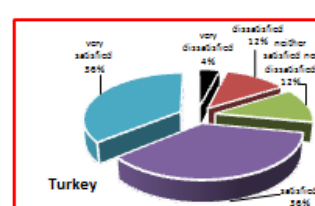
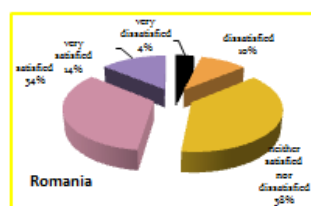
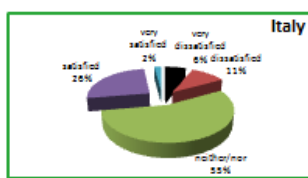
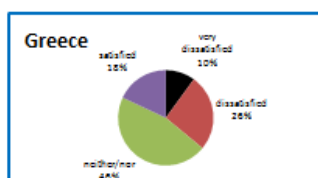
Aged people are significantly more satisfied about their living place: 77% versus 64% of youth.

### 23(24) - Access to health services *Elderly*



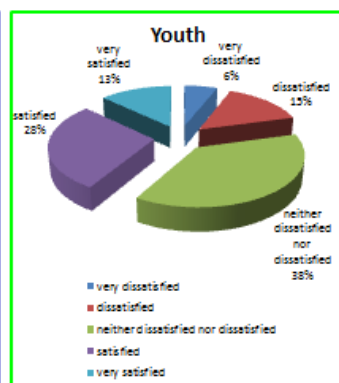
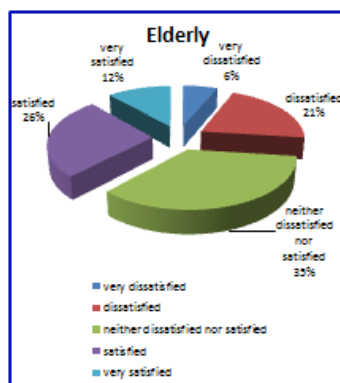
A great difference between Bolu, 80% of satisfied elderly, and all the others: 34% Tripolis, 24 % Ferrara, 14% Suceava

### 23(24) Access to health services *Youth*



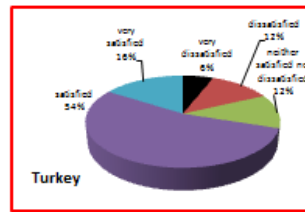
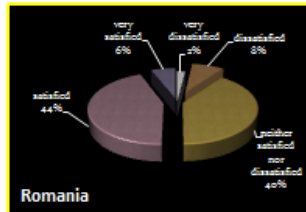
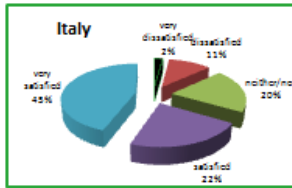
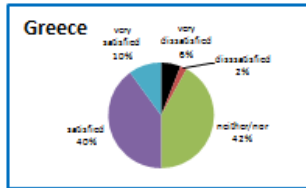
In youth, too, high satisfaction in Bolu, 72%, medium in Suceava 48%, low in Ferrara, 28% and Tripolis 18%.

### 23(24) Access to health services *Total sample*



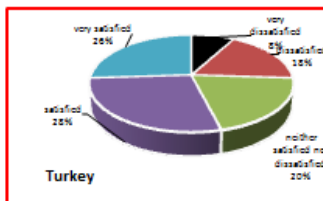
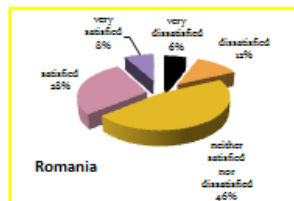
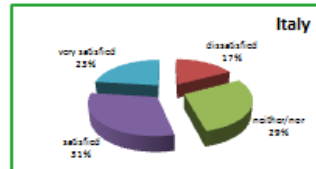
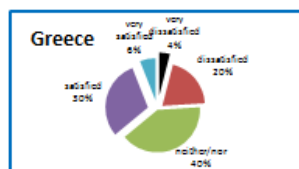
The satisfaction for the access to health systems is a bit higher in young people than in aged people, but it is low in both.

## 24 (25) - Transport *Elderly*



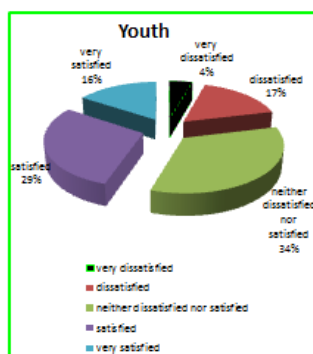
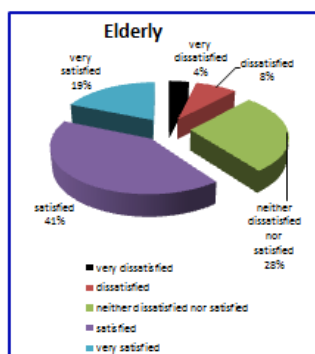
The elderly's highest satisfaction about transport is in Bolu, 70%, the lowest in Ferrara, 45%

## 24(25) Transport *Youth*



Young people satisfaction about transport is 54% in Bolu and Ferrara, 36% in Tripolis and Suceava.

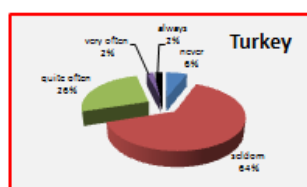
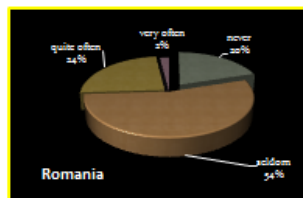
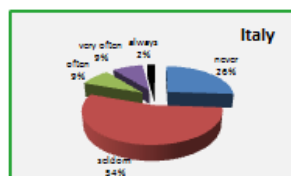
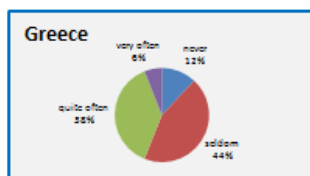
## 24(25) Transport *Total sample*



In the entire sample, elderly are more satisfied about transport than youth: 60% versus 45%

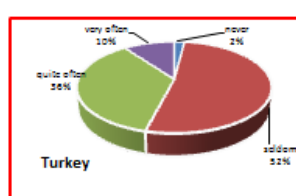
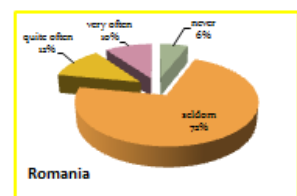
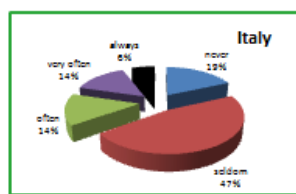
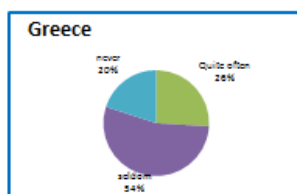


## 25 (26) - Negative feelings **Elderly**



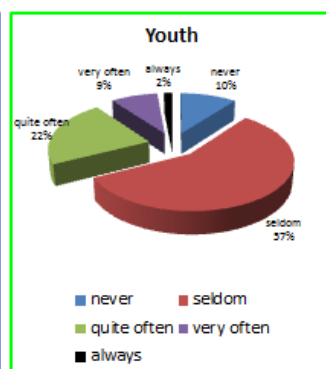
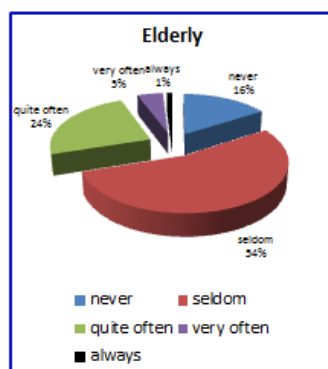
Well-being, intended as the absence or low frequency of negative feelings, prevails in elderly in Ferrara, 80% and Suceava, 74%; the lowest level in Bolu, 18%

## 25(26) Negative feelings **Youth**



Young people have a low level of negative feelings in Suceava, 78% and Tripolis, 74%; in Ferrara the percentage is 66%, in Bolu 57%

## 25(26) Negative feelings **Total sample**



Aged people declare to have less negative feelings than young people: 70% of absent/rare versus 67%

## CONSIDERATIONS

We highlight some data from our total sample:

- The perceived quality of life in all our groups is from medium to high, with relevant differences among countries and age groups; the satisfaction about health is more homogeneous in young people than in elderly, in the different groups. Aged people, both in general quality of life and in health, are more satisfied than expected.
- The primacy of absence of pain belongs to Bolu, both in elderly and youth; aged people with lowest need for medical treatment are in Tripolis, young people in Suceava. As expected, aged people have more health problems, pain and need for treatment than young people.
- Enjoy the life and life meaningful: significant differences among the groups, not significant in age groups; the lowest level always in Bolu.
- Perceived capacity of concentration: significant differences among groups and age; more than ½ of cases think to have a good capacity
- Relevant differences also in the safety perception: elderly feels less safe, but the general level is not high.
- Great differences in the opinion about environment: healthy in Greece and Romania (elderly and youth), non-healthy in Italy and Turkey (elderly and youth), without difference in age groups.
- Significant differences in the energy for daily life among groups and age groups.
- In general, our cases are not too satisfied about their bodily appearance: young are better than aged, but Greek elderly are more satisfied than Italian or Turkish youth.
- The satisfaction about wealth is very low in all the sample; on the contrary, almost all are dissatisfied, young people more than aged people.
- Significant differences about the information level among the countries, with youth better than elderly.
- The opportunity for leisure activities is not so high in all groups, equal for elderly and youth.
- The opportunity to get around is, on the contrary, high and higher for young people
- Significant differences among groups in the quality of sleep, not too different in elderly and youth.
- High variability among groups in the capacity for daily activities, better in young people; on the contrary, the satisfaction about the capacity for work doesn't show age differences!
- Significant differences among groups in self-satisfaction, satisfaction about relationships and support from friends, without age differences
- Aged people are more satisfied than young people about their living place
- Great differences in the satisfaction about health services between Bolu(high) and all others (very low); same pattern, with lower differences, for transport, where elderly are more satisfied than youth.
- Negative feelings are rare in Ferrara and Suceava elderly and in Suceava and Tripolis youth and, in general, they appear more rarely in aged people than in young people.

It would be very interesting to investigate further this research, trying to work out the reasons for the differences, when possible, strategies for improving the quality of life.